

**SNSPA**

**FACULTATEA DE COMUNICARE ȘI  
RELAȚII PUBLICE**

#INLOVEWITHTECHNOLOGY

#COMUNITATEAFCRP

**INTERNSHIP**

Student's guide

**2023-2024**  
Spring semester



Școala Națională de Studii Politice și Administrative  
Facultatea de Comunicare și Relații Publice

You can choose what to do, depending on which scenario you are in.

Choose what suits you best, depending on the scenario. Check the themes.

Here is what you have to do, following your choice:

## scenarios



you've been accepted for internship, either online or offline  
you are working  
you do not work, you haven't had Internship

## steps




take the internship  
turn in the certificate of internship and the internship file  
meet the deadlines

# 1st SCENARIO

You've been accepted for internship


## WHAT YOU HAVE TO DO



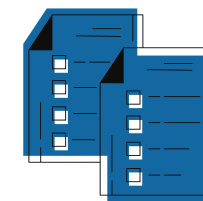
After internship, turn in the Certificate of internship, issued by the company, and the internship file, on the date established by the secretary.

## CERTIFICATE

You may ask the internship coordinator for a template or you may download it from [resurse.snspa.ro](https://resurse.snspa.ro).



## INTERNSHIP FILE




Standard format, communicated by the internship coordinator or downloadable from [resurse.snspa.ro](https://resurse.snspa.ro).



# 2nd SCENARIO

You are working

## WHAT YOU HAVE TO DO




Turn in the Certificate of internship, issued by the company, and the Internship file, on the date established by the secretary.

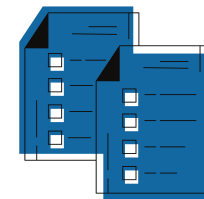
If you own a company, turn in a Certificate or a Declaration and the internship file, on the date established by the secretary.

## CERTIFICATE/ DECLARATION

You may ask the internship coordinator for a template or you may download it from [resurse.snsipa.ro](http://resurse.snsipa.ro).



## INTERNSHIP FILE



Standard format, communicated by the internship coordinator or downloadable from [resurse.snsipa.ro](http://resurse.snsipa.ro).

# 3rd SCENARIO

## You haven't had Internship

### OPTION 1

#### MICRO-RESEARCH

Conduct a micro-research starting from the themes given by the internship coordinator. Work alone or in groups of 3-5 students.

Max 10-page answer (individual or group answer).



#### How to

Themes will be communicated on [resurse.snsipa.ro](http://resurse.snsipa.ro).

#### Turn in



Turn in assignment on the date established by the secretary.

### OPTION 2

#### FCRP ONLINE

Choose one of FCRP's channels: Youtube, Facebook, Instagram. Produce content for the channel: video (30 sec. max. for Instagram, longer for Youtube), static or audio visual (or both), meme. If you are an MA student, you can produce content for the official MA program's Facebook page.



#### How to

Work in groups of 3-5 students.

#### Turn in



Contact internship coordinator.

# CONTACT



[www.comunicare.ro](http://www.comunicare.ro)



<https://www.facebook.com/FCRP.SNSPA>



<https://www.instagram.com/fcrp.snsa/>



<https://www.youtube.com/c/FacultateadeComunicaresiRelatiiPublice>